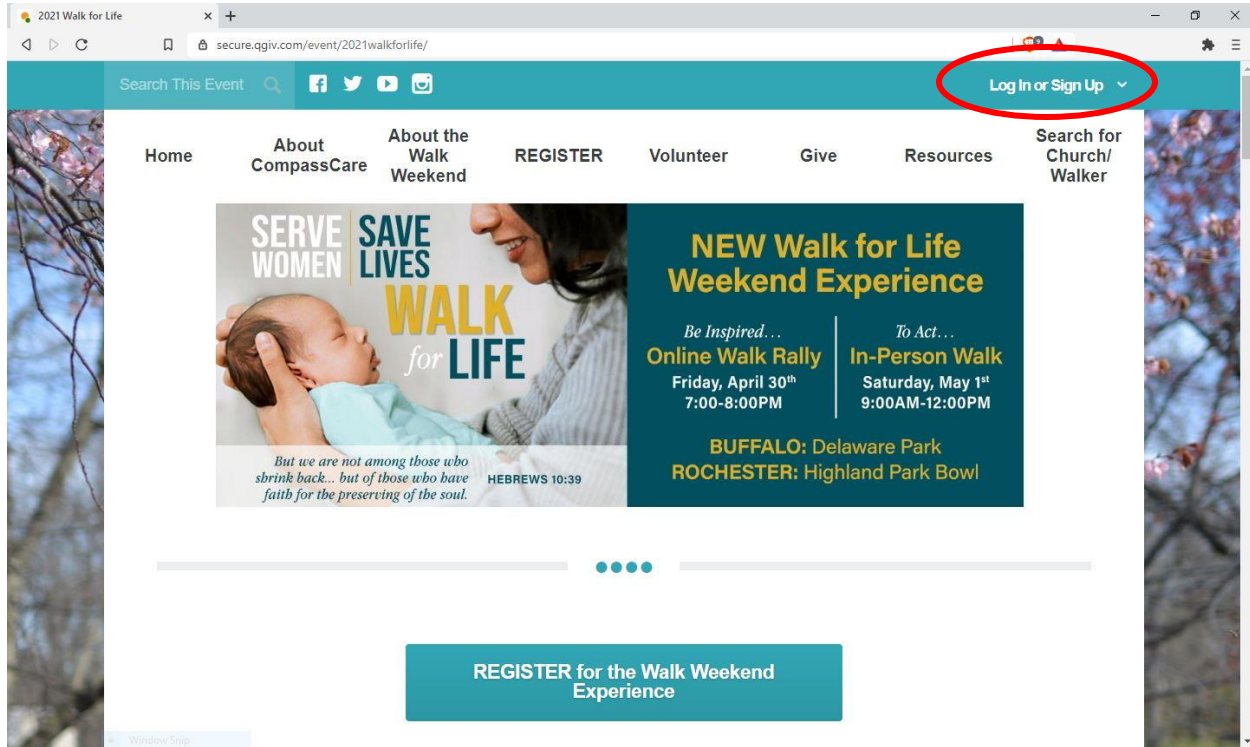


## How to Share Your Fundraising Page

### Step 1: Share to Facebook

- Log into your account by going to [www.compasscarewalk.com](http://www.compasscarewalk.com) and clicking “Log In or Sign Up.”



## Step 2:

- Click on “Share on Facebook.”

The screenshot shows a web browser window with the URL `secure.qgiv.com/event/account/965584/dashboard/`. The page is titled "2020 Walk for Life" and features a teal header with navigation links: Home, About CompassCare, About the Walk, Register as a Walker, Webcast Sign-Up, Donate/Sponsor, Resources, and Search. A sidebar on the left contains a profile picture and a list of menu items: Dashboard, Share Event, My Donations, Resources, My Registration, Manage Registrations, My Recurring Gifts, and Our Team. The main content area is titled "My Fundraising Dashboard" and includes a sub-header "Get the Word Out" with the text "Providing easy access to your fundraising page is a great way to increase donations." Below this, there are four buttons: "Send a Fundraising Email", "Share on Facebook" (circled in red), "Add a Registrant", and "See All Donations". To the right of these buttons is a progress thermometer showing a goal of \$2,850.00, with \$20.00 achieved (0% of goal reached). At the bottom, there are links for "My Page" and "My Team Page", each with an "Edit URL" option. A footer bar at the bottom indicates "Complete Your Profile" and "Next Step: Update Your Personal Page".

2020 Walk for Life

secure.qgiv.com/event/account/965584/dashboard/

Search This Event

My Fundraising Tools

Home About CompassCare About the Walk Register as a Walker Webcast Sign-Up Donate/Sponsor Resources Search

**My Fundraising Dashboard**

Customizing your fundraising page will help you raise more money!  
Creating a unique page for yourself is easy – all the tools are right here.

**Dashboard**

Share Event

My Donations

Resources

My Registration

Manage Registrations

My Recurring Gifts

Our Team

Edit My Page

Edit My Team Page

**Get the Word Out**

Providing easy access to your fundraising page is a great way to increase donations.

Send a Fundraising Email

Share on Facebook

Add a Registrant

See All Donations

Links

My Page [Edit URL](#)

<https://secure.qgiv.com/event/2020walkforlife/...>

My Team Page [Edit URL](#)

Update My Goal

100%  
80%  
60%  
40%  
20%  
0%

**\$20.00**  
achieved

**\$2,850.00**  
goal

**0%**  
of your goal reached

Complete Your Profile

Next Step: Update Your Personal Page

### Step 3:

- Click on the blue boxes that say “Share My Personal Fundraising Page” and “Share My Team’s Fundraising Page.”

The screenshot shows a web browser window with the URL `secure.qgiv.com/event/account/965584/facebook/`. The page is titled "2020 Walk for Life" and features a teal header with navigation links: Home, About CompassCare, About the Walk, Register as a Walker, Webcast Sign-Up, Donate/Sponsor, Resources, and Search. A sidebar on the left contains a profile picture and links to Dashboard, Share Event (highlighted), My Donations, Resources, My Registration, Manage Registrations, My Recurring Gifts, and Our Team. The main content area is titled "Share Event" and includes a sub-header "Share Your Fundraising Pages" with the text: "Sharing your fundraising page is a great way to reach your friends and family and encourage them to donate." Below this text are two blue buttons: "Share My Personal Fundraising Page" and "Share My Team's Fundraising Page", both of which are circled in red. To the right of these buttons is a preview of a fundraising page for "2020 Walk for Life" with the text "Join thousands of pro-life Christians in protecting". At the bottom of the page, there is a progress bar with the text "Complete Your Profile" and "Next Step: Update Your Personal Page".

#### Step 4:

- In the window that opens, add a personalized message to the post.
- Click “Post to Facebook.”

Post to Facebook - Brave

facebook.com/sharer/sharer.php?u=https%3A%2F%2Fsecure.qgiv.co...

Share on Facebook

Share to News Feed or Story ▾

Say something about this...

SERVE WOMEN | SAVE LIVES

WALK for LIFE

Learn more and register at COMPASSCAREWALK.COM

NEW Walk for Life Weekend Experience

Online Walk Rally | In-Person Walk

Friday, April 30<sup>th</sup> | 7:00-8:00PM | Saturday, May 1<sup>st</sup> | 9:00AM-12:00PM

BUFFALO: Delaware Park • ROCHESTER: Highland Park Bowl

SECURE.QGIV.COM

2021 Walk for Life

Join thousands of pro-life Christians on Friday, April 30th from 7:00 to 8:00PM ...

👤 📍 😊

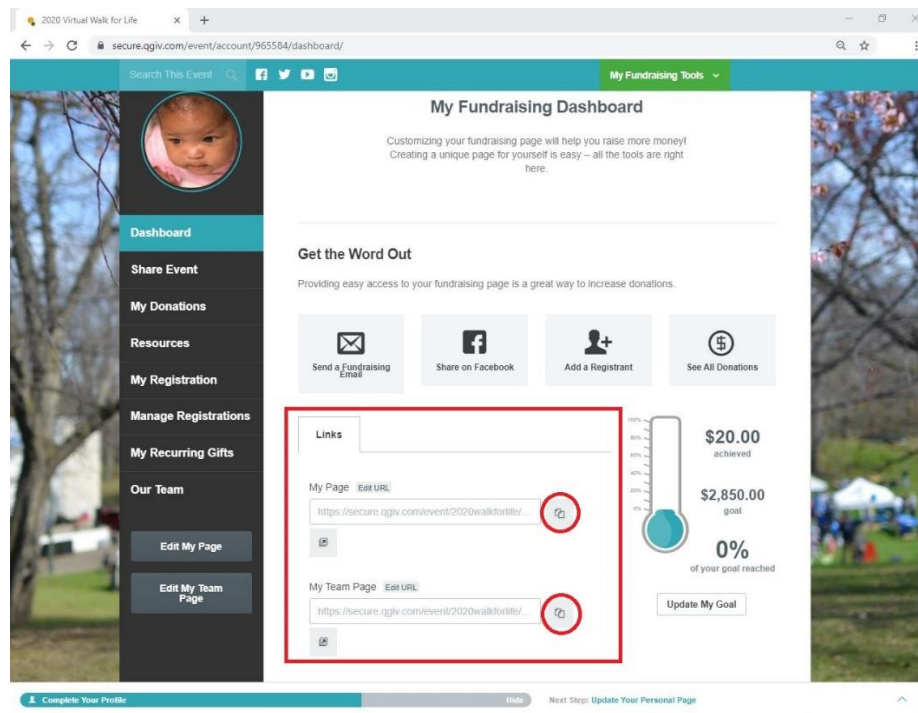
✓ 📷 News Feed | 🌐 Public ▾

○ 📷 Your Story | 👥 Friends ▾

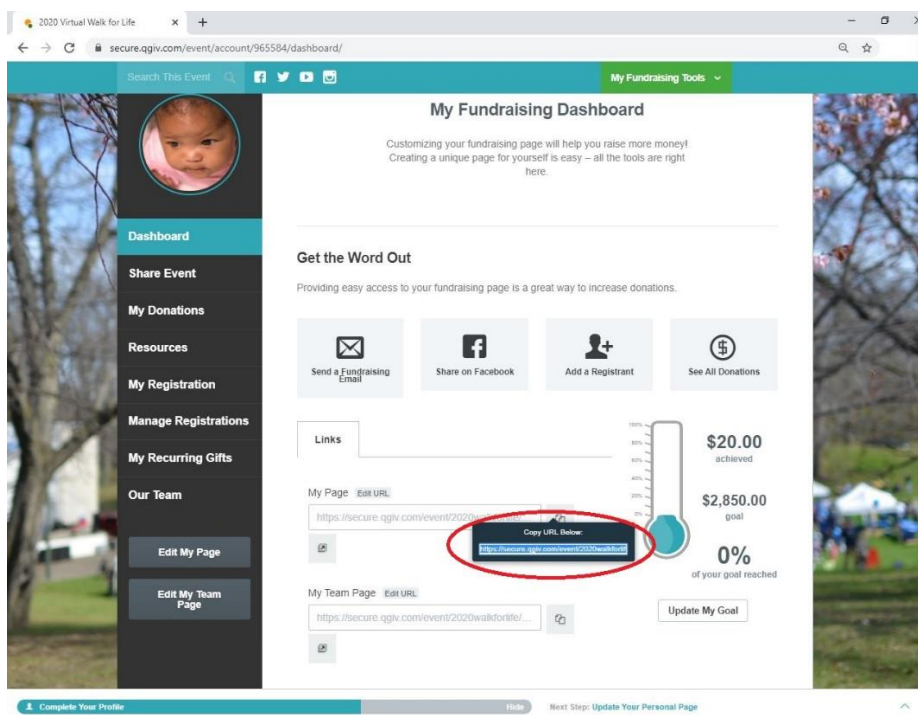
Cancel | Post to Facebook

## Step 1: Share Page URL

- Click on “My Fundraising Tools” to return to your dashboard.
- Under the “Links” tab, below “My Page” or “My Team Page,”



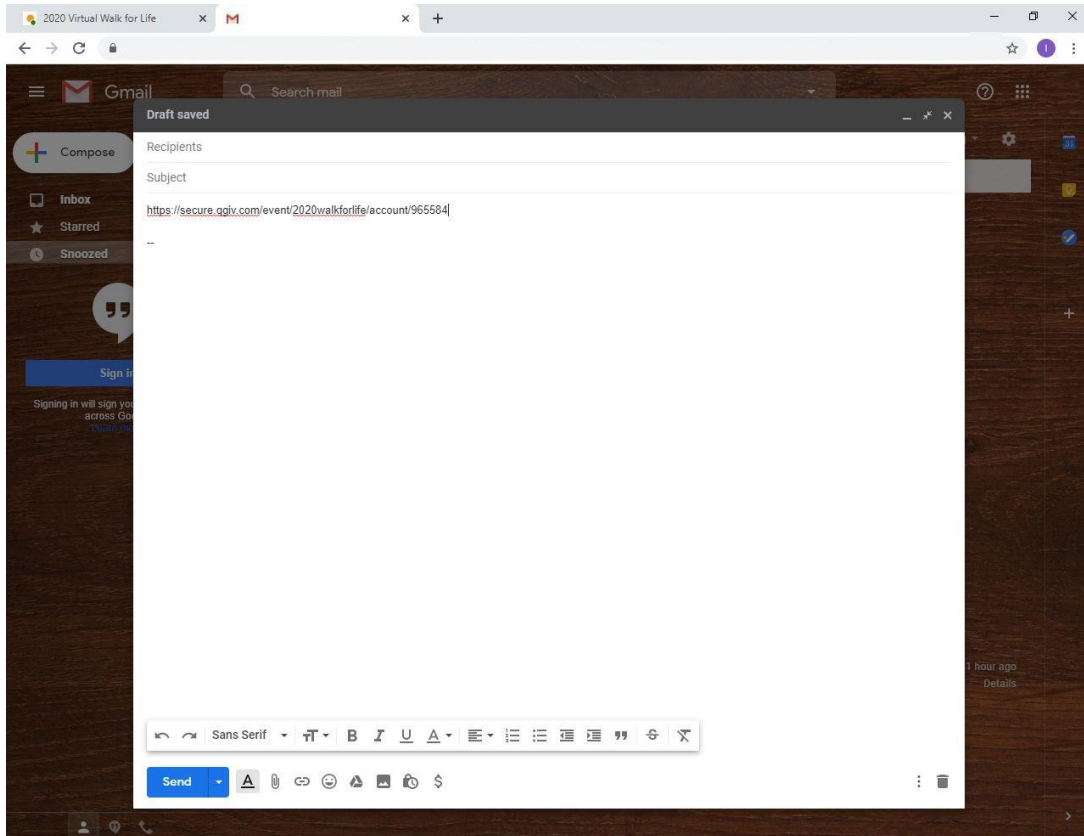
- Click on the box next to the link to copy the link to the page you wish to share.
- Rick click and copy.





## Step 2:

- To send from your personal email,
  - Open your email account
  - Start a new email
  - Right click and paste the link into the email.
  - Add your personal message



## Step 1: Share Using Your Walk Website Email

- To send from your personal fundraising page, see “How to Email Sponsors from Your Fundraising Page.”